

# 2011

## Post-Graduation Report



V A N D E R B I L T  
CAREER CENTER

310 25th Ave. South, Suite 220 | SLC  
615-322-2750 | Mon. - Fri. 8am to 5pm  
[www.vanderbilt.edu/career](http://www.vanderbilt.edu/career)

Post-Graduation Report created in  
conjunction with the  
Vanderbilt Institutional Research Group  
June, 2011

# Table of Contents

- SUMMARY OF POST-GRADUATION REPORT .....1**
- Graduate and Professional Schools and Fields of Study ..... 2
- Employment by Geographic Region..... 2
- Employment by Cluster..... 3
- Salary Averages by Career Cluster ..... 3
- How Students Found Their Jobs..... 3
- Popular Employers by Career Cluster ..... 4
  
- INTERNSHIPACTIVITY .....5**
- Popular Internship Employers..... 5
  
- CONTACT INFORMATION .....6**

# Post-Graduation Report 2011

Each year the Vanderbilt Institutional Research Group surveys the graduating class to gather information about their experiences while at Vanderbilt in addition to their postgraduate plans.

*This report summarizes the responses from the Class of 2011 as it relates to their postgraduate plans and offers a comparison to 2010. When appropriate, additional information has been extracted from the Summer Experience Survey, produced annually by the Vanderbilt Career Center, and the School of Engineering Survey of Future Plans, 2011.*

- At the time of graduation in early May, 36.6% of students completing the survey had obtained full-time employment and 44.4% were currently searching.
- The number of students planning to attend graduate school decreased slightly from 2010 to 2011, with 33.2% of respondents planning to attend graduate school in 2011 and 35.5% in 2010.
- Continuing the trend in graduate and professional school areas of study, more students planned to attend medical school than any other graduate or professional school.
- The career cluster with the highest percentage of students employed was Engineering and IT (33.7%). Second place this year was the Consulting, Management & Human Resources cluster (25%) followed by the Finance, Real Estate & Insurance cluster (18.8%).
- Geographically, the two most popular areas for employment were the Southeast (30.5% employed) and the Northeast (20% employed).
- Clusters reporting the highest salaries were Finance, Real Estate & Insurance (\$67,970) followed by Consulting, Management & HR (\$61,575).
- Students reported using Family/Friends (47%) to secure jobs followed closely by the Vanderbilt Career Center (44%).

	2011	2010
<b>Response Rate</b>		
Total Graduates	1687	1583
Total Completed Surveys	1040	967
Response Rate	61.6%	61.1%
<b>Post-Graduation Plans</b>		
Plan Employment	46.3%	42.8%
Plan Further Education	33.2%	35.5%
<b>Employment</b>		
Accepted Position	36.6%	31.4%
Refused Offer, Still Searching	3.7%	3.9%
Considering One or More Offers	8.3%	13.1%
Currently Searching	44.4%	42.9%
Begin Search after Graduation	6.1%	6.4%
<b>Graduate Study</b>		
Accepted Graduate/ Professional School	82.7%	77.3%
Accepted and Deferred	0.8%	0.6%
Seeking Graduate School	11.3%	14.2%
<b>Other Endeavors</b>		
Military	0.9%	1.8%
Volunteer Activity	2.5%	2.4%
Traveling	1.5%	2.0%
Undecided	6.9%	6.9%
Other*	8.7%	8.7%
Additional coursework, Starting/raising family, No response		

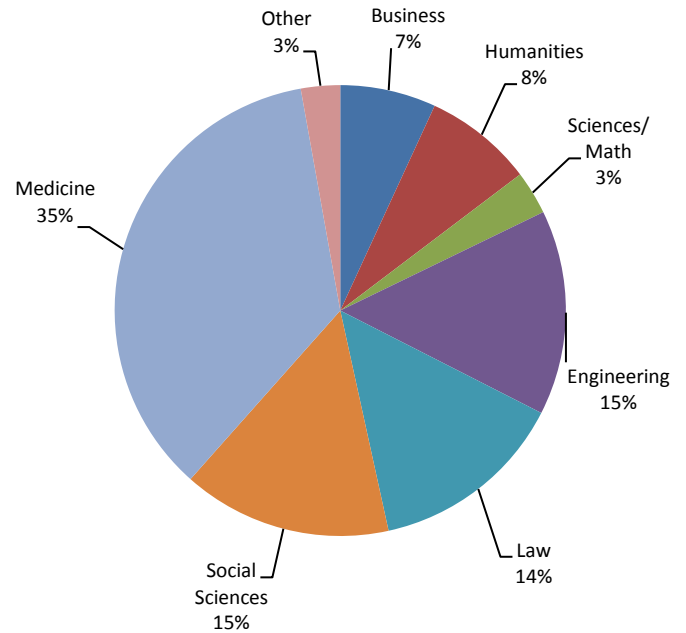


## Graduate and Professional Schools

School	# Attending	School	# Attending
Vanderbilt University	86	Georgia Tech University	4
University of Texas	11	Harvard University	4
University of Tennessee	10	University of Florida	4
New York University	8	University of Kentucky	4
Boston University	5	University of Miami	4
Columbia University	5	University of Pittsburgh	4
Cornell University	5	Belmont University	3
Duke University	5	Boston College	3
Univ. of Pennsylvania	5	Georgetown University	3
Case Western Reserve	4	Sotheby's Inst. of Art	3
Emory University	4	The Ohio State Univ.	3

\*List represents schools with three or more students attending.

## Fields of Study

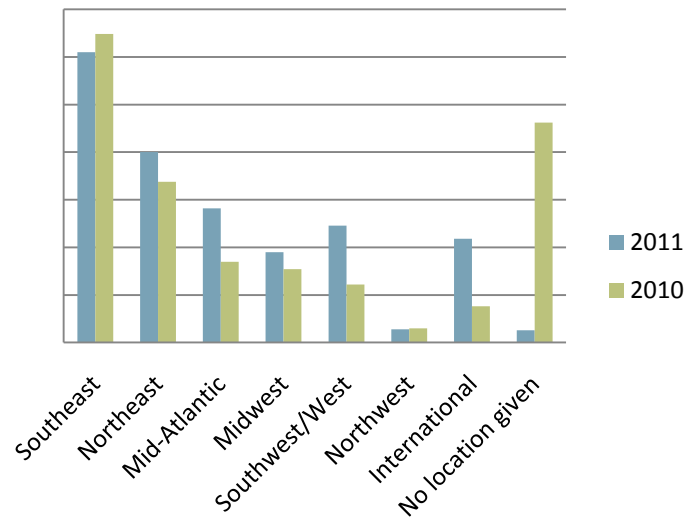


## Employment by Geographic Region

Region	Distribution by Region	
	2010-11	2009-10
<b>Southeast</b>	30.5%	32.4%
<b>Northeast</b>	20%	16.9%
<b>Mid-Atlantic</b>	14.1%	7.7%
<b>Southwest/West</b>	12.3%	6.1%
<b>International</b>	10.9%	3.8%
<b>Midwest</b>	9.5%	7.7%
<b>Northwest</b>	1.4%	1.5%
<b>No Location Given</b>	1.3%	23.1%

Regions=Southeast (AL, AR, FL, GA, KY, LA, MS, NC, PR, SC, TN); Northeast (CT, MA, ME, NH, NY, RI, VT); Mid-Atlantic (DC, DE, MD, NJ, PA, VA, WV); Midwest (IA, IL, IN, KS, MI, MN, MO, ND, NE, OH, SD, WI); Southwest/West (AZ, CA, HI, NM, NV, OK, TX); Northwest (AK, CO, ID, MT, OR, UT, WA, WY)

## Employment by Region



## Employment by Career Cluster

Career Clusters	2011	
	Total Employed	Percent of Employed
Engineering & IT	70	33.7%
Consulting, Management & HR	52	25%
Finance, Real Estate, & Insurance	39	18.8%
Education, Community Organizations and Non-Profits	31	14.9%
Arts, Media & Communications	9	4.3%
Public Policy, Government & Law	6	2.9%
Healthcare	1	0.4%

## Salary Averages by Career Cluster

Cluster	# Reporting Salary	Average	Range
Arts, Media & Communications	3	\$52,300	\$45,000-\$57,000
Consulting, Management & HR	40	\$61,575	\$40,000-\$90,000
Education, Community Organizations & Non-Profits	20	\$35,250	\$20,000-\$49,000
Engineering & IT	58	\$55,733	\$19,200-\$105,000
Finance, Real Estate, & Insurance	34	\$67,970	\$50,000-\$110,000
Healthcare	-	-	-
Public Policy, Government & Law	5	\$48,300	\$33,500-\$90,000

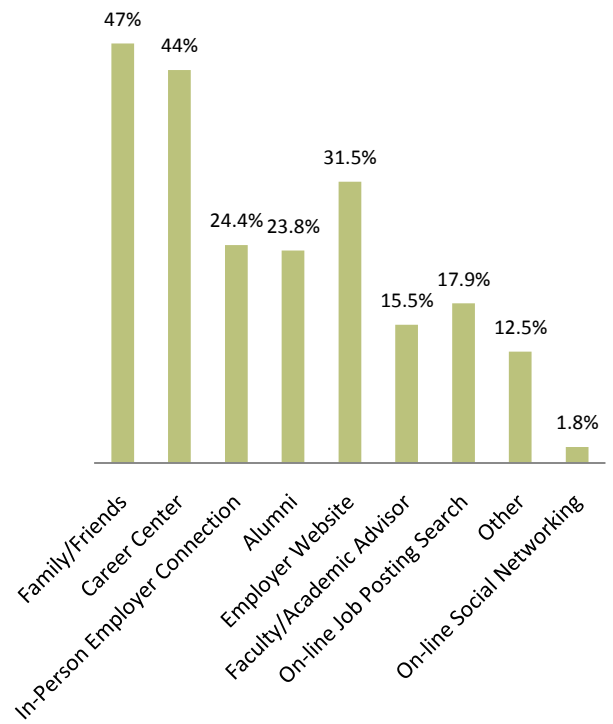
\*Single salaries are not reported; range must include at least 3 salary figures.

## How Students Found Their Jobs

For the Class of 2011, 380 students accepted full-time employment offers by the date of the survey. The following summarizes the sources students cited regarding the full-time employment offers they accepted.

	2011	2010
Family/Friends	47%	42.6%
Vanderbilt Career Center	44%	32.8%
In-Person Employer Connection	24.4%	27.0%
Alumni	23.8%	21.3%
Employer Website	31.5%	20.5%
Faculty/Academic Advisor	15.5%	14.8%
On-line Job Posting Search	17.9%	13.1%
Other	12.5%	11.5%
On-line Social Networking	1.8%	1.6%

## Sources Used for Finding Employment



## Sample of Popular Employers by Career Cluster

<b>Arts, Media &amp; Communications</b>	<b>Consulting, Management &amp; Human Resources Cont.</b>	<b>Engineering &amp; IT</b>	<b>Engineering &amp; IT Cont.</b>	<b>Finance, Real Estate &amp; Insurance Cont.</b>
TBA Global	Booz Allen Hamilton	Asurion	Manhattan Associates	Harris Williams
SABIC	Boston Consulting Group	Baker Hughes	Microsoft	Lazard Ltd.
Nalco	Cintas	Blackbaud	National Instruments	Lloyd's of London
Magical Elves Productions-Top Chef	Corporate Executive Board	Black Rock	Philips Healthcare	Raymond James
Google, Inc.	Deloitte Consulting	Chevron	Pratt & Whitney	<b>Education, Community Organizations &amp; Non-Profits</b>
Ogilvy and Mather	EMC Corporation	Clark Construction	Quality Manufacturing Systems, Inc.	Carroll School/BB&N
dunnhumby USA	Google	Colgate-Palmolive	Turner Universal	City Year
<b>Public Policy, Government and Law</b>	Huron Consulting Group	DCS Corporation	Schlumberger	Georgia Teaching Fellows - Savannah
US Army	Polo Ralph Lauren	Dow Corning HSC	<b>Finance, Real Estate &amp; Insurance</b>	KIPP SHINE
Children's Rights	PowerPlan	Epic Systems	Bank of America Merrill Lynch	Mairie de Deauville
Manna Project International	PricewaterhouseCoopers	General Dynamics	Barclays Capital	Metro Nashville Public Schools
<b>Consulting, Management &amp; Human Resources</b>	Proctor & Gamble	Halliburton	Capital One	St. Gabriel's School For Boys
Accenture	Target Corporation	IBM	Caterpillar Financial	Teach For America
Ascension Health	TriTek Solutions	Intel	Ernst & Young	Teaching in Shenzhen Program
Bain & Company	Zimmer	Kimley-Horn & Assoc.	Goldman Sachs	The Heritage Foundation



## Internship Activity

Graduating Seniors who completed internship as undergraduate	2011				2010			
	69.4%				67.4%			
	1	2	3	4 or more	1	2	3	4 or more
<b>Number of internships completed while at Vanderbilt</b>	41.3%	31%	18.5%	9.2%	40.4%	36.0%	17.0%	6.6%

## Popular Internship Employers

Abbott Laboratories  
 Agape Animal Rescue  
 American Diabetes Association  
 American Songwriter Magazine  
 Army Corps of Engineers  
 Asian Americans for Equality  
 Bain and Company  
 Bank of America Merrill Lynch  
 Berico Technologies  
 Big Brothers Big Sisters  
 Booz Allen Hamilton  
 Cambridge Associates  
 Capgemini  
 Capstone Group  
 CBH Health

CGGVeritas  
 Chanel, Inc.  
 Clear Channel Radio  
 Clubhouse Guatemala  
 CNN  
 Coleman Research Group  
 Compatico  
 Costello Construction  
 Country Music Association  
 CredenceHealth  
 Cross Cultural Solutions  
 Deloitte  
 Department of Justice  
 Deutsche Bank  
 DIRECTV  
 Disability Law and Advocacy Center  
 DISH Network

Marie Claire Magazine  
 Hunter Roberts Construction Group  
 IBM  
 ING Capital, LLC  
 Ingram Barge Company  
 Innovia LLC  
 International Rescue Committee  
 Jabil Circuit  
 Jefferson National Financial  
 Knowledge is Power Program  
 Laffer Associates  
 Lawrence Berkeley National Laboratory  
 Legal Momentum  
 Lexmark  
 Lucky Duck Productions  
 Medtronic  
 Merrill Lynch  
 Microsoft Corporation  
 Modern Luxury Houston Magazine  
 Morgan Stanley  
 NASA  
 Nashville Symphony Orchestra  
 National Grid  
 NBC  
 Universal  
 New York Yankees  
 Nomadic Independence Productions

Northrop Grumman  
 Novartis A.G.  
 Oak Ridge National Laboratory  
 On Broadway, Inc.  
 Orthovita Inc.  
 Otto Environmental Systems  
 Petronas Group  
 Pharmajet  
 Pittsburgh Tissue Engineering Initiative  
 Polar Technology  
 Procter & Gamble  
 Puma Capital, LLC  
 Pyramid Atlantic Art Center  
 Roche Diagnostics  
 Roquette America Inc.  
 Schlumberger  
 Scottrade  
 Seaport Group  
 Siemens Healthcare  
 Sitel  
 Spirit AeroSystems  
 St. Jude Hospital  
 Tennessee Titans  
 The Brinkmann Corp  
 The Nielsen Company  
 Thermo Fisher Scientific  
 Time Warner  
 Truth Be Told PR  
 Turner Universal  
 United Nations Foundation  
 Universal Music Group  
 US EPA



Electron Energy Corporation  
 Emdeon  
 Energy Solutions  
 Every Nation Ministries  
 Filmmaker Magazine  
 Flying Television  
 Freddie Mac  
 GE Hitachi Nuclear Energy  
 General Electric  
 Hamilton  
 Sundstrand  
 Hangzhou Boiler LLC  
 Hearst Corporation-



V A N D E R B I L T  
CAREER CENTER

310 25th Ave. South, Suite 220 | SLC  
615-322-2750 | Mon. - Fri. 8am to 5pm  
[www.vanderbilt.edu/career](http://www.vanderbilt.edu/career)